

MLA Works Cited Page

A dark blue, diagonal shape that starts from the bottom left corner and extends towards the top right, covering the lower half of the page.

HELLO!

Ms. Jimenez

Librarian and Teacher Specialist -
Ed Services for Pomona Unified



What is the purpose of a citation?

- Avoid plagiarism
- Give credibility to your statement

How to create a “Works Cited” page

-Getting Organized!

1. Identify the works you are using:
 - Book
 - Article
 - Webpage
2. Organize by authors alphabetical order
 - No author? Use the title!

How to create a “Works Cited” page

-Formatting counts!

1. Start on a separate page
 - One-inch margins
2. Label the page- Works Cited
 - Do not italicize *Works Cited*
 - Do not put quotation marks: “Works Cited”
3. Center the words Works Cited at the top of the page

[Example Works Cited
template](#)

How to create a “Works Cited” page

-Formatting counts!

Continued

4. Double space all citations, but do not skip spaces between entries.
5. If your entry takes up more than one line, indent the second line.
6. List page numbers of sources when needed. Ex. If you refer to a journal article that appeared on pages 225 through 250, list the page numbers on your Works Cited page as 225-250

How to Give Credit to Sources
We Use

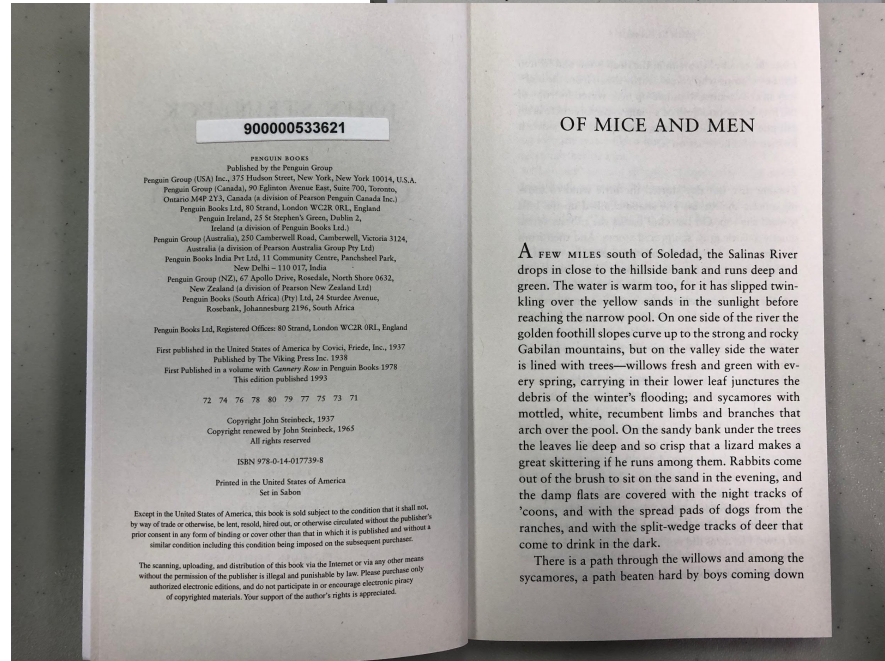

Example “Works Cited” page

Works Cited

Author's Last Name, First Name. Title of Book. Publisher, Year of Publication.

Author's Last Name, First Name. "Title of Article." *Title of Journal*, all volume and issue numbers, Year of Publication, page number, *Database*. URL.


Copyright Page Example



How to use the Copyright Page

Works Cited

Author's Last Name, First Name.	Title of Book.	Publisher.	Year of Publication.
---------------------------------	----------------	------------	----------------------



900000533621

PENGUIN BOOKS

Published by the Penguin Group

Penguin Group (USA) Inc., 375 Hudson Street, New York, New York 10014, U.S.A.
Penguin Group (Canada), 90 Eglinton Avenue East, Suite 700, Toronto, Ontario M4P 2Y3, Canada (a division of Pearson Penguin Canada Inc.)
Penguin Books Ltd, 80 Strand, London WC2R 0RL, England
Penguin Ireland, 25 St Stephen's Green, Dublin 2, Ireland (a division of Penguin Books Ltd.)
Penguin Group (Australia), 250 Camberwell Road, Camberwell, Victoria 3124, Australia (a division of Pearson Australia Group Pty Ltd)
Penguin Books India Pvt Ltd, 11 Community Centre, Panchsheel Park, New Delhi - 110 017, India
Penguin Group (NZ), 67 Apollo Drive, Rosedale, North Shore 0632, New Zealand (a division of Pearson New Zealand Ltd)
Penguin Books (South Africa) (Pty) Ltd, 24 Sturdee Avenue, Rosebank, Johannesburg 2196, South Africa

Penguin Books Ltd, Registered Offices: 80 Strand, London WC2R 0RL, England

First published in the United States of America by Covici, Friede, Inc., 1937

Published by The Viking Press Inc. 1938

First Published in a volume with *Cannery Row* in Penguin Books 1978

This edition published 1993

72 74 76 78 80 79 77 75 73 71

Copyright John Steinbeck, 1937

Copyright renewed by John Steinbeck, 1965

All rights reserved

ISBN 978-0-14-017739-8

Printed in the United States of America


Set in Sabon

Except in the United States of America, this book is sold subject to the condition that it shall not, by way of trade or otherwise, be lent, resold, hired out, or otherwise circulated without the publisher's prior consent in any form of binding or cover other than that in which it is published and without a similar condition including this condition being imposed on the subsequent purchaser.

The scanning, uploading, and distribution of this book via the Internet or via any other means without the permission of the publisher is illegal and punishable by law. Please purchase only authorized electronic editions, and do not participate in or encourage electronic piracy of copyrighted materials. Your support of the author's rights is appreciated.

Republished Books

Author's Last Name, First Name.	Title of Book	Original Published year	Publisher,	Year of Publication.
---------------------------------	---------------	-------------------------	------------	----------------------



900000533621

PENGUIN BOOKS

Published by the Penguin Group

Penguin Group (USA) Inc., 375 Hudson Street, New York, New York 10014, U.S.A.

Penguin Group (Canada), 90 Eglinton Avenue East, Suite 700, Toronto, Ontario M4P 2Y3, Canada (a division of Pearson Penguin Canada Inc.)

Penguin Books Ltd, 80 Strand, London WC2R 0RL, England

Penguin Ireland, 25 St Stephen's Green, Dublin 2,

Ireland (a division of Penguin Books Ltd.)

Penguin Group (Australia), 250 Camberwell Road, Camberwell, Victoria 3124, Australia (a division of Pearson Australia Group Pty Ltd)

Penguin Books India Pvt Ltd, 11 Community Centre, Panchsheel Park, New Delhi - 110 017, India

Penguin Group (NZ), 67 Apollo Drive, Rosedale, North Shore 0632, New Zealand (a division of Pearson New Zealand Ltd)

Penguin Books (South Africa) (Pty) Ltd, 24 Sturdee Avenue, Rosebank, Johannesburg 2196, South Africa

Penguin Books Ltd, Registered Offices: 80 Strand, London WC2R 0RL, England

First published in the United States of America by Covici, Friede, Inc., 1937

Published by The Viking Press Inc. 1938

First Published in a volume with *Cannery Row* in Penguin Books 1978

This edition published 1993

72 74 76 78 80 79 77 75 73 71

Copyright John Steinbeck, 1937

Copyright renewed by John Steinbeck, 1965

All rights reserved

ISBN 978-0-14-017739-8

Printed in the United States of America

Set in Sabon

Except in the United States of America, this book is sold subject to the condition that it shall not, by way of trade or otherwise, be lent, resold, hired out, or otherwise circulated without the publisher's prior consent in any form of binding or cover other than that in which it is published and without a similar condition including this condition being imposed on the subsequent purchaser.

The scanning, uploading, and distribution of this book via the Internet or via any other means without the permission of the publisher is illegal and punishable by law. Please purchase only authorized electronic editions, and do not participate in or encourage electronic piracy of copyrighted materials. Your support of the author's rights is appreciated.

Let's Search our Library Page!

- Find your school's link
- Find "Research Paper and Citations Help"
- Find MLA Resources
- Find MLA Templates



Elementary School Libraries

- Alcott Elementary Library
- Allison Elementary Library
- Armstrong Elementary Library
- Arroyo Elementary Library
- Barfield Elementary Library
- Cortez Magnet School Library
- Decker Elementary Library
- Diamond Point Elementary Library
- Golden Springs Elementary Library
- Harrison School K-8 School Library
- Kellogg Poly Elementary Library
- Kingsley Elementary Library
- La Verne Science and Technology Charter
- Lexington K-8 School Library
- Lincoln Elementary Library
- Lopez Elementary School Library
- Madison Elementary Library
- Montvue Elementary Library
- Pantera Elementary Library
- Philadelphia Elementary Library
- Pueblo Acad. Media Center
- Ranch Hills Elementary Library
- Roosevelt Elementary Library
- San Antonio Elementary Library
- San Jose K-8 School Library
- Vejar K-8 School Library
- Washington Elementary Library

Middle School Libraries

- Emerson Middle School Library
- John Marshall Middle School Library
- Lorbeer Middle School Library
- Simons Middle School Library

High School Libraries

- Diamond Ranch High School IRC
- Fremont Academy of Engineering and Design Library
- Ganesha High School Library
- Garey High School Library Media Center
- Palomares Academy of Health Sciences Library
- Park West Library
- Pomona Alternative School
- Pomona High School Library and Information Center
- School of Extended Educational Options
- Village Academy High School

Pomona Child Development Programs

- Bill Ewing Provider Services Resource Center

Other Collections

- Textbook Warehouse

Open templates on your drive!

Make copies of templates

Last Name 1

Your Name

Your Teacher's Name

Class Name and Period

Date

Title of Your Paper

Begin typing your paper here. As you can see, it is already double-spaced. The paper is formatted and ready to be used as a template. Once you made a copy you can edit the writing. [To make a copy click here](#). Don't forget that new paragraphs require an indentation.

Projects and research papers must end with a Works Cited page. Give credit to the books, **photos**, encyclopedias, websites, etc. that you cited or used in your assignment. Follow these simple guidelines to put together a complete Works Cited page:

1. The heading "Works Cited" must be centered at the top of the page.
2. Your list of sources needs to be alphabetized.
3. If your entry takes up more than one line, indent the second line.
4. Not sure what to write? Follow the format [here](#).

Works Cited

Author's Last Name, First Name. Title of Book. Publisher, Year of Publication.

Author's Last Name, First Name. "Title of Article." *Title of Journal*, all volume and issue numbers, Year of Publication, page number, *Database*. URL

****Delete this area when finished****

Projects and research papers must end with a Works Cited page.

This page is where you can give credit to the sources (books, **photos**, encyclopedias, websites, etc.) that you cited or used in your assignment. Follow these simple guidelines to put together a complete Works Cited page.

1. The heading "Works Cited" must be centered at the top of the page.
2. Your list of sources needs to be alphabetized.
3. If your entry takes up more than one line, indent the second line.
4. Not sure what to write? Follow the format [here](#).

Works Cited

Author's Last Name, First Name. Title of Book. Publisher, Year of Publication.

Author's Last Name, First Name. "Title of Article." *Title of Journal*, all volume and issue numbers, Year of Publication, page number, *Database*. URL

****Delete this area when finished****

Projects and research papers must end with a Works Cited page.

This page is where you can give credit to the sources (books, **photos**, encyclopedias, websites, etc.) that you cited or used in your assignment.

Follow these simple guidelines to put together a complete Works Cited page.

1. The heading "Works Cited" must be centered at the top of the page.
2. Your list of sources needs to be alphabetized.
3. If your entry takes up more than one line, indent the second line.
4. Not sure what to write? Follow the format [here](#).

Extra time? Let's Visit Proquest

Let's learn how to cite through Proquest.

Pomona Unified School District



[ProQuest](#)

Access all your ProQuest databases, like Research Library, Historical News, and more.



[ProQuest Research Companion](#)

Information literacy product, created to help young researchers find, evaluate, and use information more effectively. Nine multi-media based learning modules and interactive tools.



[eLibrary](#)

Offers more than 2,000 full-text sources, with improved functionality, and easy-to-use search interface. Includes magazines, newspapers, books, tele transcripts, maps, pictures, and audio/video clips.



[CultureGrams](#)

Links students to country reports that go beyond mere facts and figures to one-of-a-kind perspective on daily life and culture. In-depth reports cover countries, the United States, and Canada



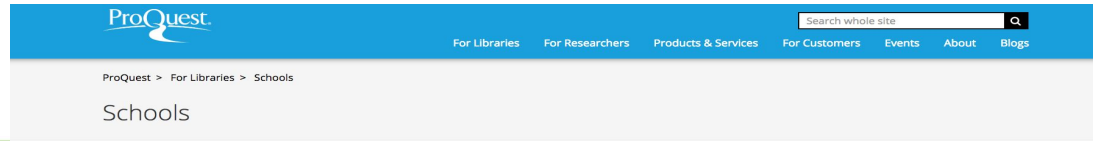
[SIRS Knowledge Source](#)

A comprehensive portal offering centralized access to all SIRS products with the needs of students with best-of content selected to support research, study homework in key curricula subjects.



[SIRS Discoverer](#)

General reference resource for young researchers that makes learning fun and intuitive. Helps students in grades 1-9 develop their research, writing, language and computer skills.



Providing Content and Tools that Enable Extraordinary Curiosity and Research

Why do educators, librarians, administrators, and students in more than 80 countries depend on ProQuest's information and research tools? Access to essential primary source materials, ebooks, global leading issues, periodicals, newspapers, and multimedia and image collections. ProQuest's dedicated K-12 online resources enable educators to align resources with standards, define reading levels and test complexity, and improve critical thinking and information literacy skills.

What's New




Log In to Your Products
Need to login to your products? Please click the below link to get started!
[Log In](#)



Are Your Students Ready for Research Projects and Papers?

Rather than searching the open web for data that may or may not come from credible sources, students can access editor-vetted cross-curriculum content that guides discovery of



Information Literacy Products and Resources

An expert on students' learning strategies, research habits and workflows, ProQuest creates supplemental curriculum resources and products that help students build their digital information literacy skills.

Get Started

[CONTACT US](#)[PRODUCT LOGIN](#)[TRAINING](#)[K-12 BLOG](#)

Share / Save [Facebook](#) [Twitter](#) [LinkedIn](#)



THANK YOU!

Any questions?

lillie.jimenez@pusd.org

Diamond Ranch HS

Mon & Tues, IRC

Pomona HS

Weds & Thurs Rm, 42

Alternating Fridays

